

FIRESTONE SERIES

SINGLE DECK GAS PIZZA OVEN



FS55G-1

FS66G-1

FS78G-1



FEATURES

- The Pegasus Single Deck Ovens are reliable and versatile solutions designed for professional baking applications.
 - Each oven chamber features refractory baking deck with an 8" deck height and independently controlled top and bottom heat dampers for perfectly balanced results.
 - Choose from three different deck areas and overall oven widths (55", 66" or 78") to suit your needs.
 - This series is constructed with heavy duty angle iron frame, which is fully welded to allow for double-stacking.
 - Oven exteriors are all heavy duty stainless steel and are fully insulated for cooler outer temperatures and consistent interior temperatures.
- Natural or LP gas oven with thermostatic temperature control.
 - 58,000, 65,000, 125,000 total BTU's.
 - Up to: 752 °F temperature range.
 - 36" x 36", 48" x 36", 60" x 36" interior baking compartment.
 - Refractory baking bedplate.
 - 8" (203 mm) deck height.
 - Combination gas controls with valve, regulator, and pilot safety.
 - Independently controlled top and bottom heat dampers.
 - Heavy duty, slide-out flame diverters.
 - All stainless steel exteriors, aluminized steel interiors.
 - Spring-balanced, fully insulated doors.
 - Left-side or rear 3/4" (19 mm) NPT gas connection.
 - Heavy duty steel legs.
 - Fully insulated throughout.
 - One year limited warranty (USA & Canada only).

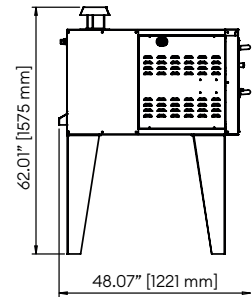
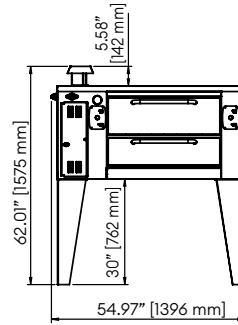
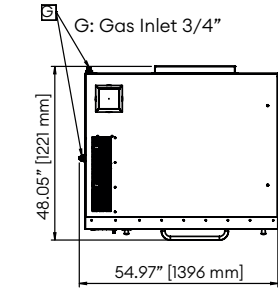
SINGLE DECK GAS PIZZA OVEN

TOP VIEW

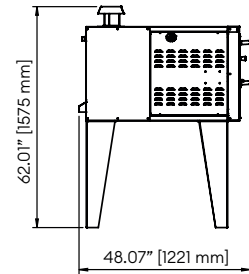
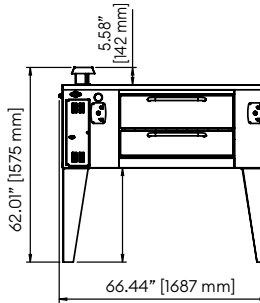
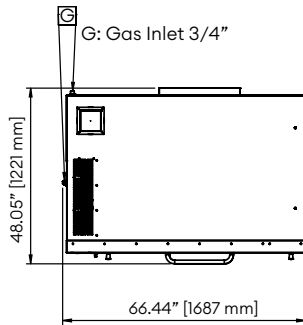
FRONT VIEW

SIDE VIEW

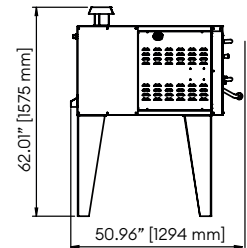
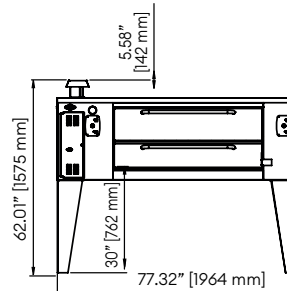
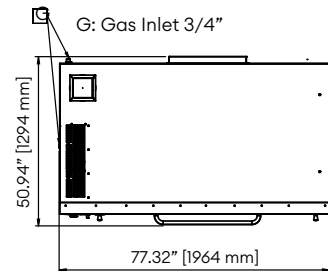
FS55G-1



FS66G-1



FS78G-1



TECHNICAL SPECIFICATIONS:

	FS55G-1	FS66G-1	FS78G-1
Gas Supply (BTU)	58,000	65,000	125,000
Deck Height	8"	8"	8"
Deck Size	36.0" x 36.0" (915 x 915 mm)	48.0" x 36.0" (1220 x 915 mm)	59.8" x 36.0" (1520 x 915 mm)
Decks	1	1	1
Thermostat Range	Up to 752 F	Up to 752 F	Up to 752 F
Dimensions (W x H x D)	54.5" x 26.4" x 47.3" (1383 x 671 x 1200 mm)	66.5" x 26.4" x 47.3" (1689 x 671 x 1200 mm)	78.3" x 26.4" x 47.3" (1989 x 671 x 1200 mm)
Shipping Dim. (W x H x D)	56.4" x 28.4" x 49.2" (1433 x 721 x 1250 mm)	68.5" x 28.4" x 49.2" (1739 x 721 x 1250 mm)	80.3" x 28.4" x 49.2" (2039 x 721 x 1250 mm)
Ship Wt.	981 lb (445 kg)	1212 lb (550 kg)	1367 lb (620 kg)

REQUIRED CLEARANCES:

	Non-Combustible	Combustible
Left	0" (00 mm)	1" (25 mm)
Right	0" (00 mm)	3" (76 mm)
Back	2" (51 mm)	3" (76 mm)



Galaxy Group reserves the right to modify specifications or discontinue models without incurring obligation. Dimensions are nominal.